

cinemizer^{OLED}

Adapter Kit for iPod and iPhone Manual

© Copyright Carl Zeiss AG 2012
cinemizer® is a registered trademark of Carl Zeiss
Designed by Carl Zeiss in Germany

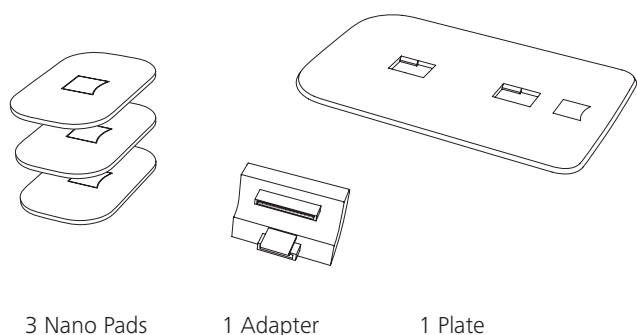
Carl-Zeiss AG
Carl-Zeiss-Straße 22
73447 Oberkochen
Germany



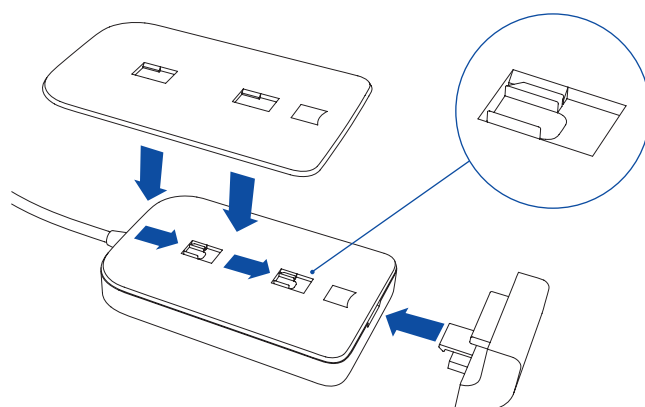
www.zeiss.com/cinemizer



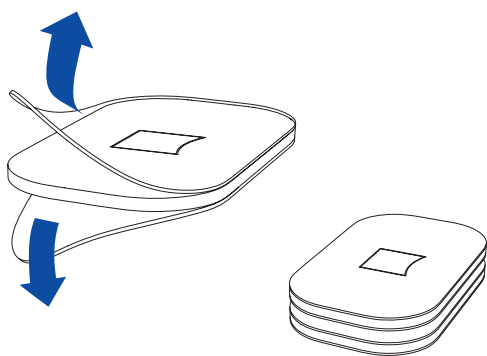
1 Contents of package



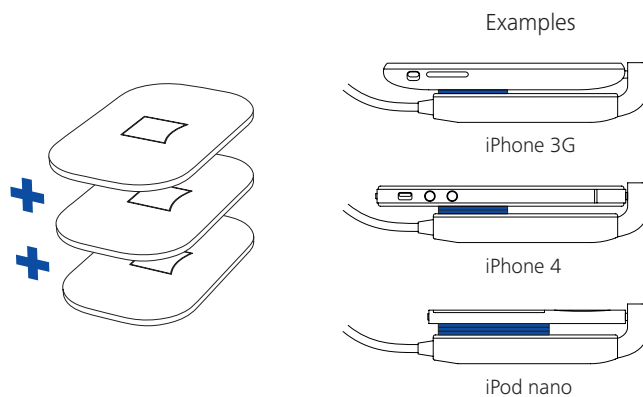
2 Connect the battery box, plate and adapter



3 Remove protection foil from nano pads



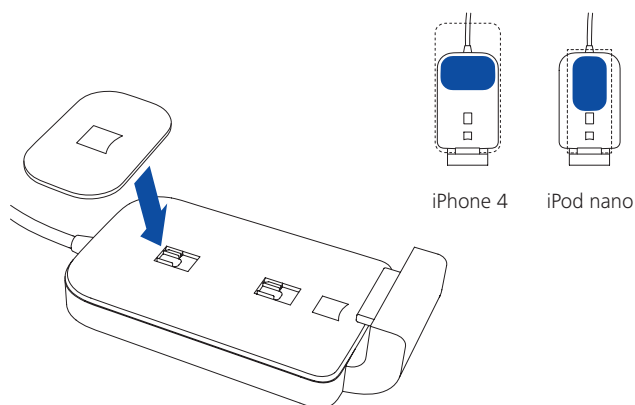
4 Nano pad combination



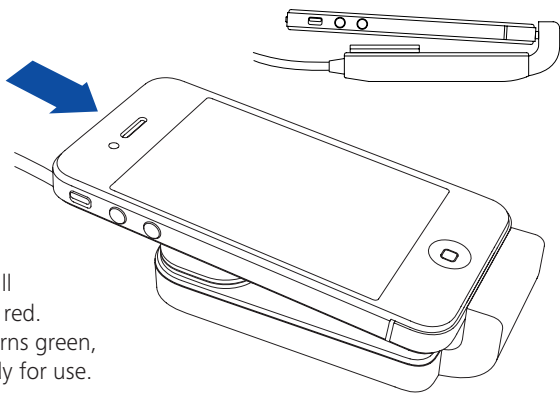
5 Combination index for devices and nano pads

Device	Recommended nano pads
iPhone 3GS iPhone 3G iPhone iPod classic (160GB) iPod with video (60GB)	1
iPhone 4S iPhone 4 iPod touch (1st, 2nd and 3rd generation) iPod classic (80GB) iPod with video (30GB)	2
iPod touch (4th generation) iPod nano (3rd, 4th and 5th generation)	3

6 Nano pad positioning

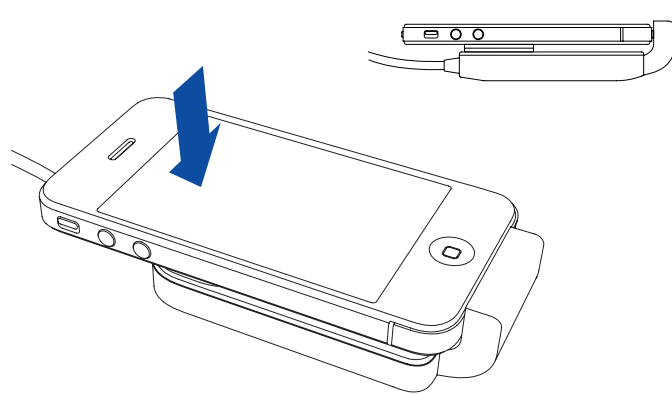


7 Plug in the device, authentication will begin

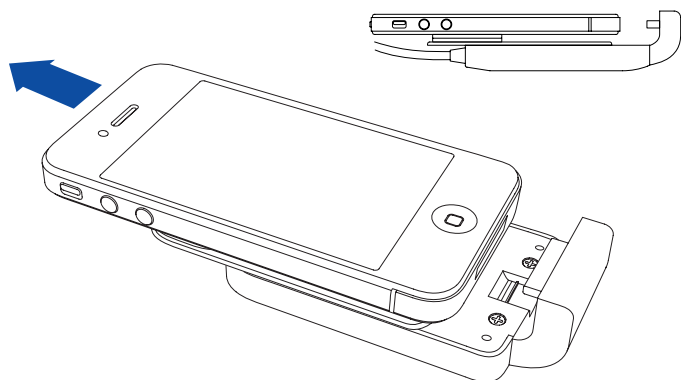


Mode LED will start blinking red. When LED turns green, device is ready for use.

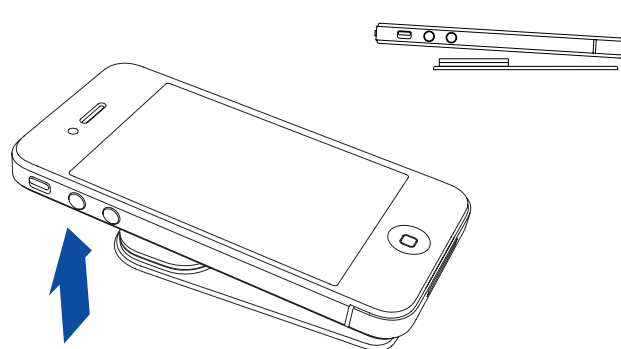
8 Press device on nano pads and start video



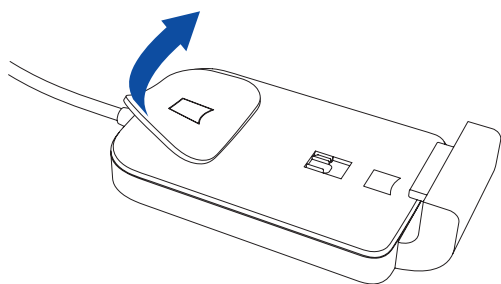
9 After use: remove device and plate together



10 Gently remove device from plate



11 Peel off nano pad for cleaning



Clean nano pads if soiled.

12 Clean nano pad with soap and water



Clean nano pads regularly to maintain adhesive grip.

EN Keep Nano Pads away from children as they can swallow them!

DE Bewahren Sie Nano Pads außerhalb der Reichweite von Kindern auf, da Gefahr durch Verschlucken besteht!

FR Conserver les Nano Pads hors de la portée des enfants car ils pourraient les avaler!

ES Mantenga los Nano Pads fuera del alcance de los niños. Podrían tragárselos.

PT Mantenha sempre as Nano Pads fora do alcance das crianças, dado que elas as podem engolir!

IT Tenere i nano pad lontano dai bambini per evitare che li ingeriscano.

PL Podkładki Nano Pad należy trzymać z dala od dzieci (istnieje ryzyko połknięcia)!

TR Nano Pedleri çocuklardan uzak tutun, çünkü onları yutabilirler!

RU Держите коврики Nano Pad вне досягаемости детей, потому что они могут их проглотить!

AE بعيداً عن الأطفال حيث قد يمكنهم ابتلاعها!
(Nano Pads) احفظ وسائد النانو

CH 请将 Nano Pads 垫板放在儿童无法触及的地方，有吞食危险！

JP 誤って飲み込んでしまう可能性がありますので、Nano Pads は、お子様の手の届かないところに保管してください。

KR 나노패드를 유아의 손이 닿지 않는 곳에 보관하여 주십시오. 삼킬 우려가 있습니다.

iPhone, iPod touch, iPod nano, iPod classic and iPod are trademarks of Apple Inc., registered in the U.S. and other countries. "Made for iPod," and "Made for iPhone," mean that an electronic accessory has been designed to connect specifically to iPod or iPhone, respectively, and has been certified by the developer to meet Apple performance standards. Apple is not responsible for the operation of this device or its compliance with safety and regulatory standards. Please note that the use of this accessory with iPod or iPhone may affect wireless performance.

